

WOTP: Making It Work!

Patrick Cousins

Sandra Iacovozzi

Howard S. Billings High School

New Frontiers School Board

Marsha Gouett

Ingrid Hove Gust

Ministère de l'Éducation et de

l'Enseignement supérieur

QPAT Convention

November 2018

Montréal, Québec

What is the WOTP?

The Work-Oriented Training Path (WOTP) is an alternative pathway at Secondary Cycle II:

“This path differs from the others in Cycle Two in its practical nature and its objective of immediate preparation for the job market, and it is designed for students who, for all kinds of reasons, are having difficulties in school. It gives these students the opportunity to experience success in different contexts through adapted instruction. It uses a systemic approach that takes into consideration the interaction of personal and social factors and their effects on the students’ overall development, and helps them to acquire lasting, useful, meaningful, effective knowledge that includes culture.”

WOTP QEP, Chapter 5, page 1

Who can enroll in the WOTP?



23.3

A student who is at least 15 years of age on September 30 of the school year in which he or she begins the training may enroll in either training path if the student's last report card of the school year or individualized education plan shows that the training path, among all the training paths offered at the secondary level, **is most likely to meet the student's interests, needs and abilities.**

Basic School Regulation, continued:

23.4

A student may be admitted to prework training if the student has not achieved the objectives of the elementary level programs of studies for **language of instruction and mathematics**.

23.5

A student may be admitted to training for a semiskilled trade if the student has achieved the objectives of the elementary level programs of studies for **language of instruction and mathematics**, but has not earned the credits in the first cycle of the secondary level in those subjects. (Interpreted to mean Secondary 2 credits).

PWT



TSST

Three (3)-year program

One (1)-year program

Goal:

Gradual, supportive integration into the workforce; continue to support academic progress at the elementary level based upon IEP; develop life skills.

Goal:

Certify student in a specific semiskilled trade; strengthen core academics at the Secondary Cycle I level; help students consider all options after completing program.

Reporting: Letter Grades (A,B,C or D)

Reporting: Percentage Grades

Certification based solely upon success in these practical training components:

Year I: Introduction to the World of Work (150 hours: all in school)

Year II: Work Skills – 300 hours (≈ 80% of this time out at work)

Year III: Work Skills – 600 hours

Certification based solely upon success in these practical training components:

Preparation for a Semiskilled Trade: 375 hours (≈ 80% of this time at work)

Preparation for the Job Market: 75 hours (in school)

Directory of Semiskilled Trades:

<http://www.education.gouv.qc.ca/en/contenus-communs/non-teaching-professionals/semiskilled-trades/>

The screenshot shows the top portion of the website. On the left is the logo for 'Éducation et Enseignement supérieur Québec' with the provincial flag. To the right of the logo is a dark blue navigation bar containing the links 'Home', 'Site map', and 'Contact us'. Further right, in a lighter blue box, is the text 'Français'. Below this navigation bar is a dark teal horizontal bar with white text for 'Students and Parents', 'School Network', 'Organizations', 'Recreation and Sports', and 'Search'. A magnifying glass icon is positioned to the right of the 'Search' text.

Semiskilled Trades
Training Options
Training Certificates
List of Semiskilled Trades
Subject-Specific Competencies in the Semiskilled Trades
Directory of Semiskilled Trades
Find a training program
Updates
Bridges Between Training Programs
Responsibility of the Ministère

Directory of Semiskilled Trades

The Directory of Semiskilled Trades is a **trade inventory** organized by occupational sector. It gives:

- a brief description of each trade
- its field of application
- the various job titles associated with the trade
- the conditions required to practise the trade (age, driver's licence, etc.). These correspond to the special requirements for admission to the program leading to the semiskilled trade, which are set out in the Basic school regulation for preschool, elementary and secondary education and in the 2015-2016 Directives

How would you rate this content?



This new MEES video introduces you to students and teachers across Quebec who believe in the power of the WOTP:

Please contact your School Board WOTP Consultant to access this video.

Five Pillars of a Successful WOTP Program



Pillar 1

Our Team/Our Model

- Core Teachers
 - Creating a sense of family
- Full-time technician
 - Consistency
 - Shared between two classes
- Part-time “stage” coordinator

Pillar 2

Our Administration

- Student placement following teacher consultations
- Acknowledges teacher expertise & receptive to teacher feedback
- Provides additional support; discipline, student services etc.

Pillar 3

Our Community Partners

- Create partnerships in your community
- Be aware of student profile and stage placement compatibility
- Set clear expectations early with both students and “employers”

Pillar 4

Communication

- On-going parent communication
 - Program Information Night
 - Regular e-mails & phone calls home to discuss progress

Pillar 5

Program Recognition

- Carving out our place in the school;
 - Recognizing achievement & success, i.e. graduation ceremonies, prom etc.
- Staff meeting program presentation;
 - Explaining student profiles, program requirements & student success stories
- Inclusion of students in student life activities;
 - Leadership, student council, sport teams etc.
 - Fire drills, picture day, school-wide assemblies

Our Best Practices

- Wednesday, Thursday & Friday visits
- End of the year party
 - Certificate for every student
 - Parents invited
 - International buffet
- Monthly birthdays
- Some days are hard, don't forget to "laugh-track".



www.learnquebec.ca

A wealth of teacher-created lesson plans, curriculum guides and many other free resources!

HOME FR | EN SUPPORT CONTACT NEWSLETTER CLC USERNAME PASSWORD LOGIN +

I WANT TO TEACH I WANT TO LEARN I WANT TO HELP

ELEMENTARY SECONDARY ADULT EDUCATION & VOCATIONAL TRAINING PROFESSIONAL LEARNING

ARTS EDUCATION
Dance
Drama
Music
Visual Arts

GOAL & ACGC
Guidance-Oriented Approach to Learning (GOAL)
Academic and Career Guidance Content (ACGC)

SEXUALITY EDUCATION
Sexuality Education

CAREER DEVELOPMENT
Personal Orientation
Project (POP)
Exploration of Vocational Training (Explo)
Entrepreneurship

LANGUAGES
English Language Arts
Français, langue seconde

MATH, SCIENCE & TECHNOLOGY
Math, Science & Technology

PERSONAL DEVELOPMENT
Ethics and Religious Culture
Physical Education & Health

EDUCATION FOR RECONCILIATION
Ed4Rec Home

CROSS-CURRICULAR RESOURCES
STEAM / Open Creative Spaces
Focus in Action

SOCIAL SCIENCES
Secondary History
Geography
Contemporary World
Financial Education
Education for Reconciliation

WORK-ORIENTED TRAINING PATH (WOTP)
Prewrite Training
Training for a Semiskilled Trade

VISIT LEARNING LANDSCAPES

Open the drop down menu under I WANT TO TEACH / SECONDARY

Drag cursor to bottom right of the drop down menu and click on either Prewrite Training or Training for a Semiskilled Trade

No username or password required.

I want to teach

Are you an educator looking for teaching resources and Professional

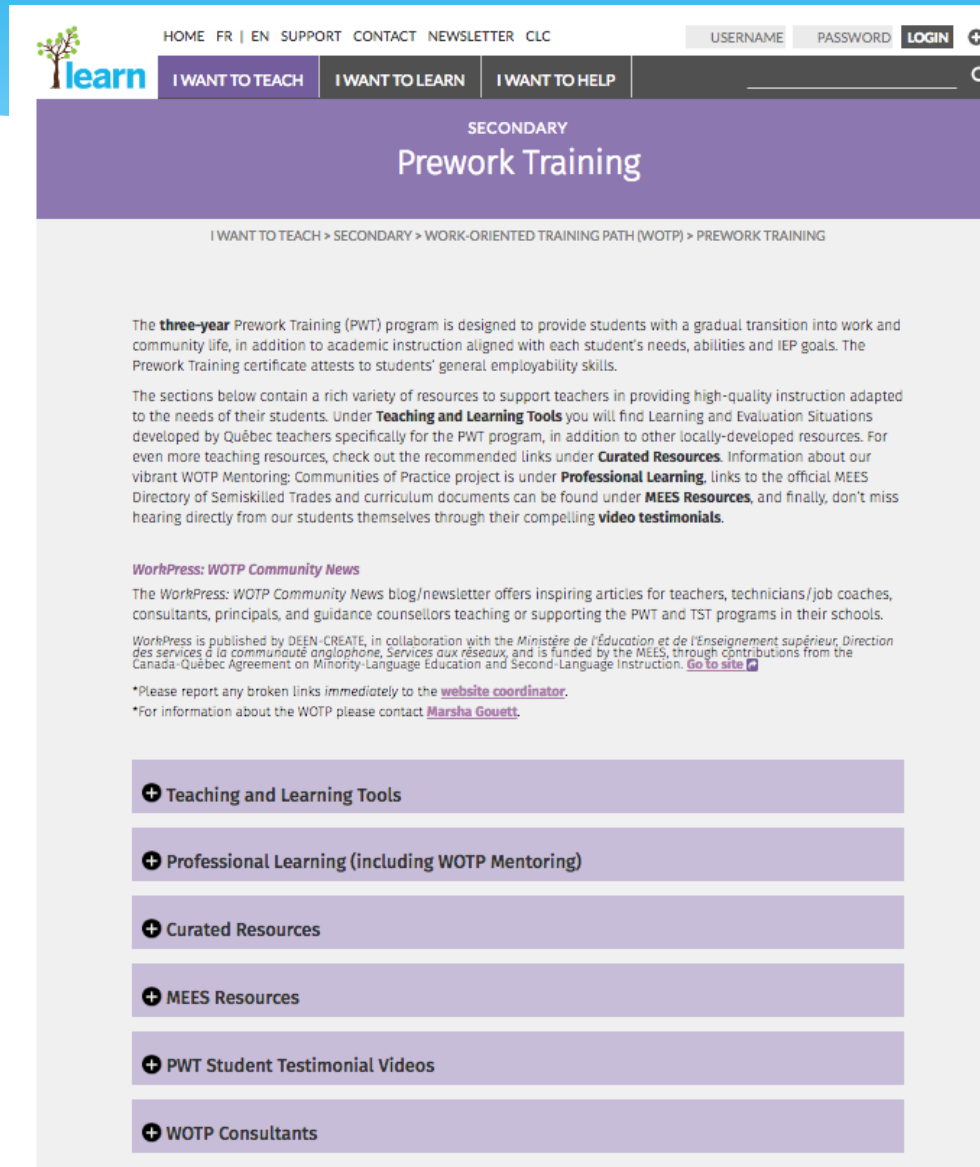
I want to learn

Are you a student in need of help for homework, study or revision or

I want to help

Are you a parent, a guardian or community member looking for

Everything you need in six sections:



The screenshot shows the 'learn' website interface. At the top, there is a navigation bar with links for HOME, FR, EN, SUPPORT, CONTACT, NEWSLETTER, and CLC. On the right, there are fields for USERNAME and PASSWORD, and a LOGIN button. Below the navigation bar, there are three main menu items: I WANT TO TEACH, I WANT TO LEARN, and I WANT TO HELP. The main content area is titled 'SECONDARY Prework Training'. Below the title, there is a breadcrumb trail: I WANT TO TEACH > SECONDARY > WORK-ORIENTED TRAINING PATH (WOTP) > PREWORK TRAINING. The main text describes the three-year Prework Training (PWT) program, its purpose, and the resources available. It mentions 'Teaching and Learning Tools', 'Curated Resources', 'Professional Learning', 'MEES Resources', and 'video testimonials'. There is also a section for 'WorkPress: WOTP Community News' and a list of six expandable sections at the bottom.

HOME FR | EN SUPPORT CONTACT NEWSLETTER CLC USERNAME PASSWORD LOGIN +

I WANT TO TEACH I WANT TO LEARN I WANT TO HELP

SECONDARY Prework Training

I WANT TO TEACH > SECONDARY > WORK-ORIENTED TRAINING PATH (WOTP) > PREWORK TRAINING

The **three-year** Prework Training (PWT) program is designed to provide students with a gradual transition into work and community life, in addition to academic instruction aligned with each student's needs, abilities and IEP goals. The Prework Training certificate attests to students' general employability skills.

The sections below contain a rich variety of resources to support teachers in providing high-quality instruction adapted to the needs of their students. Under **Teaching and Learning Tools** you will find Learning and Evaluation Situations developed by Québec teachers specifically for the PWT program, in addition to other locally-developed resources. For even more teaching resources, check out the recommended links under **Curated Resources**. Information about our vibrant WOTP Mentoring: Communities of Practice project is under **Professional Learning**, links to the official MEES Directory of Semiskilled Trades and curriculum documents can be found under **MEES Resources**, and finally, don't miss hearing directly from our students themselves through their compelling **video testimonials**.

WorkPress: WOTP Community News

The *WorkPress: WOTP Community News* blog/newsletter offers inspiring articles for teachers, technicians/job coaches, consultants, principals, and guidance counsellors teaching or supporting the PWT and TST programs in their schools.

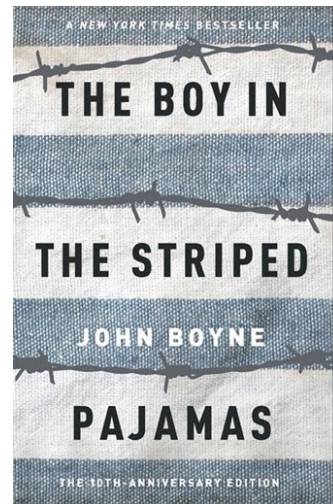
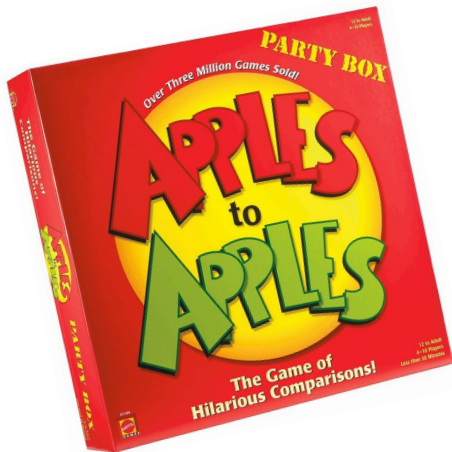
WorkPress is published by DEEN-CREATE, in collaboration with the *Ministère de l'éducation et de l'enseignement supérieur, Direction des services à la communauté anglophone, Services aux réseaux*, and is funded by the MEES, through contributions from the Canada-Québec Agreement on Minority-Language Education and Second-Language Instruction. [Go to site](#)

*Please report any broken links *immediately* to the [website coordinator](#).
*For information about the WOTP please contact [Marsha Goulet](#).

- + Teaching and Learning Tools
- + Professional Learning (including WOTP Mentoring)
- + Curated Resources
- + MEES Resources
- + PWT Student Testimonial Videos
- + WOTP Consultants

Sandra and Patrick's Resource List

Refer to our Handout for the full list which includes novels, magazines, STEAM projects, workbooks, board games, movies and documentaries, and online resources and apps!



RESOURCE LIBRARY
GRAPHIC ORGANIZERS

Graphic organizers are useful tools for building knowledge and organizing information. Use graphic organizers to help in problem-solving, decision-making, studying, planning research, brainstorming, and writing. You can print, download, and photocopy these black-and-white graphic organizers for use in the classroom.

Collection	Type	Article
1-25 of 25	Two-Column Chart	ARTICLE Two-Column Chart Process Skills Graphic organizers are useful tools for building knowledge and organizing information. You can use a two-column chart to compare and contrast two things. GRADES Pre-K, K, 1, 2, 3, 4, 5, 6, 7, 8, 9, 10, 11, 12, Higher Ed
26-50 of 50	Venn Diagram	ARTICLE Venn Diagram Process Skills Worksheet. Graphic organizers are useful tools for building knowledge and organizing information. You can use a Venn diagram to compare and contrast two... GRADES Pre-K, K, 1, 2, 3, 4, 5, 6, 7, 8, 9, 10, 11, 12, Higher Ed
51-75 of 75	Research Chart	ARTICLE Research Chart Process Skills Graphic organizers are useful tools for building knowledge and organizing information. You can use a research chart to organize information about a research... GRADES Pre-K, K, 1, 2, 3, 4, 5, 6, 7, 8, 9, 10, 11, 12, Higher Ed

Thank-you!

Don't hesitate to contact your School Board
WOTP Consultant, Marsha or Ingrid for further
information about the WOTP:

Marsha Gouett

Marsha.Gouett@education.gouv.qc.ca

Ingrid Hove Gust

ihove@swlauriersb.qc.ca